

Single Sign-On Extension



The **Single Sign-On Extension** (formerly Enterprise Connect) is an application that syncs your Norse Key and workstation password. This has been implemented to enhance security. When your Norse Key changes, you will be prompted to change your workstation password to match your new Norse Key password.

1. A box will appear asking for a username and password. Enter your Norse Key and click Sign In.

If this is the first time you are logging onto your computer, this will be **changeme**. Otherwise, enter your **Norse Key password**.

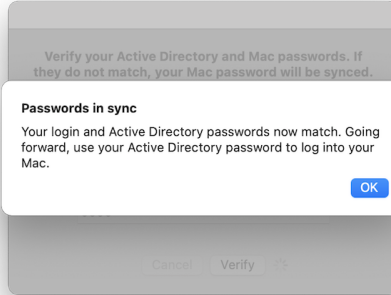
A screenshot of a macOS login dialog box. At the top is a keychain icon. Below it, the text reads "mac" and "macOS requests that you sign into LC.LUTHER.EDU". There are two input fields: the first contains "ldoejo01" and the second contains "changeme". Below the fields is an "Options" button with a dropdown arrow. At the bottom are "Cancel" and "Sign in" buttons.

2. Another box will appear. In the top box, enter your Norse Key. In the bottom box, enter the password used for your computer.

If this is the first time you are logging into your computer, the bottom box will be **changeme**. If you are logging in after changing your Norse Key,, enter your old Norse Key in the bottom box.

A screenshot of a dialog box titled "Verify your Active Directory and Mac passwords. If they do not match, your Mac password will be synced." It contains two input fields: the first is labeled "Enter your Active Directory password:" and contains "Norse Key"; the second is labeled "Enter your Mac password - the one you use to log into your Mac and unlock the screen saver:" and contains "changeme". At the bottom are "Cancel" and "Verify" buttons.

3. Your passwords will now be synced. You will now use your Norse Key to log into your workstation.

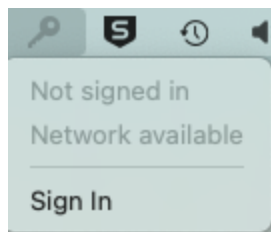


Single Sign-On Extension Features

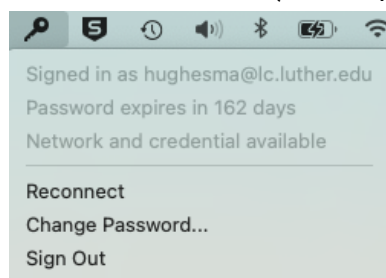
Important - The Single Sign-On Extension *only* works on the Luther network (i.e. on campus or using a VPN). It will not work while off the Luther network.

The icon for the Single Sign-On Extension will appear in the upper right of your menu bar (near the clock and battery). The icon has two states:

Signed Out (Gray Key): Disconnected from Luther's network (off-campus, no Internet, etc)



Signed In (Black Key): Connected to Luther's network (on-campus or through VPN)



Change Password

Clicking on the Change Password link will send you to the Norse Key webpage at <http://norsekey.luther.edu>.